

If there are 2 options, please choose the option you feel is most suitable for your child and their stage of development. If there is a worksheet provided and you do not have access to a printer, please ask your child to copy out the worksheet onto any type of scrap paper (envelopes, old cards, cereal boxes etc).

Suggested Daily Timetable


Time	Activity
07:30 – 08:30	Get dressed – Time to get ready for your day. Get dressed, have breakfast and brush your teeth
08:30 – 09:00	"Walk to school" – use this time to exercise or <u>take a look</u> at the MRA website and select the work you will be completing for the day
9:00 – 9:30	P.E - complete a P.E activity, eg. Watching Joe Wicks or Cosmic Yoga on YouTube, playing in your garden or completing the '1 minute challenge' - choose an activity (star jumps, tuck jumps, squats, lunges, running on the spot, stretching high then touching the floor etc) and see how many you can do in 1 minute, then do it again and try and beat your score!
09:30 – 10:00	Library - <u>Take a look</u> at your homework that was sent to you by your teacher. Work on the activity set for today. Make sure to use the resources and useful links provided to help you
10:00 – 10:30	Break time – Have a snack and a break
10:30 – 11:30	Maths activity – Take a look at your homework that was sent to you by your teacher. Work on the activity set for today. Make sure to use the resources and useful links provided to help you
11:30-12:00	Quiet reading time – choose a story to read to yourself quietly or watch a story on YouTube.
12:00 – 13:00	Lunch
13:00 – 13:30	Free time/playtime
13:30 – 14:15	Topic/Spanish activity – Homework provided by teacher
14:15 – 15:00	Creative activity – visit the MRA website and select an activity that you would like to do or draw a picture, design and build a junk model
15:00 – 15:30	Home time exercise activity - P.E - complete a P.E activity, eg. Watching Joe Wicks or Cosmic Yoga on YouTube, playing in your garden or completing the '1 minute challenge' - choose an activity (star jumps, tuck jumps, squats, lunges, running on the spot, stretching high then touching the floor etc) and see how many you can do in 1 minute, then do it again and try and beat your score!

Monday

Maths

Task: Place Value - Complete the tens and ones table (or rewrite them out on a piece of paper). The first one has been done for you.

Option 1

24	2 tens 4 ones	
----	------------------	---

32		
----	--	--

50		
----	--	--

17		
----	--	--

36		
----	--	--

41		
----	--	--

Option 2

	3 tens 9 ones	
--	------------------	--

		
--	--	---

		
--	--	---

	1 ten 4 ones	
--	-----------------	--

	2 tens 8 ones	
--	------------------	--

		
--	--	---

Challenge

Make your own table and challenge your adult to complete it!

Supplementary provision: We also recommend the government-backed Oak Academy maths lessons (<https://www.thenational.academy/online-classroom/year-1#schedule>). Should you be able to, you can complete the daily lesson, instead of the tasks above. Note, to do so you will need a suitable device to watch the video.

Literacy

Phonics starter: Visit the school website, choose your phonics set and join in with your phonics lesson.

Task: Spellings.

Choose a sound from the options below:

Set 1 - 'qu', Set 2 - 'oy', Set 3 - 'ire'

Option 1: Think of 3 words that have your sound in and write them down.

E.g. Set 1: 'qu' - queen, quiet, and quite..

Option 2: Think of 5 words that have your sound in and write them down. Put each word into a sentence.

E.g. Set 3: 'ire' - fire, hire, spire, entire, retire.

At night it is very quiet.

Matilda didn't think Bruce Bogtrotter would eat the entire cake!

Parent/Carer Guidance:

If anyone is struggling, say the sound out loud, then ask them if they remember the rhyme that goes with the sound. E.g 'ay' ay may I play. If they still need a prompt, you can give them their first word with the sound in.

Geography

Task:

This week our topic tasks will focus on the countries within the UK.

First, remind yourself of the names of the countries and capitals by watching the following video

<https://www.bbc.co.uk/bitesize/topics/zyhp34j/articles/z4v3jhw>.

Next, if you have an atlas, globe or device that can access Google Earth or Maps, then try to find the UK and the 4 countries.

Finally, check your knowledge by completing Mr Johnson's UK Quiz.

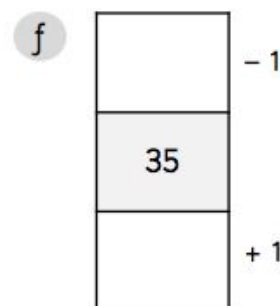
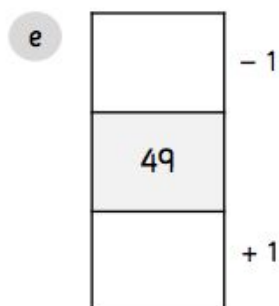
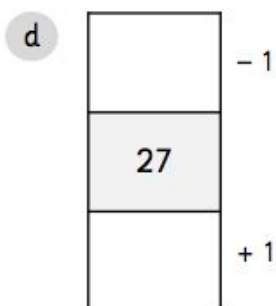
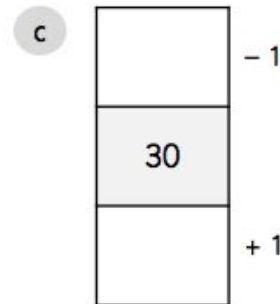
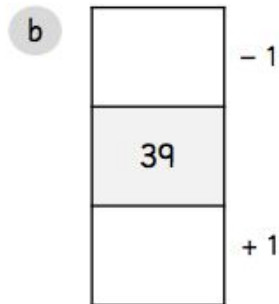
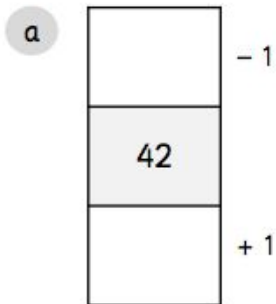
https://kahoot.it/challenge/09460108?challenge-id=c9d03898-426a-4f71-a849-8e9b8b82181d_1589187284265

Tuesday

Maths

Task: Numbers up to 50 - one more and one less. Find one more and one less of the given numbers.

Option 1



Option 2

Complete the table with numbers less than 50. The first one has been done for you.

1 less	Number	1 more
33	34	35

1 less	Number	1 more

Challenge

Complete the table but use 2, 5 or 10 more/less.

Supplementary provision: We also recommend the government backed Oak Academy maths lessons (<https://www.thenational.academy/online-classroom/year-1#schedule>). Should you be able to, you can complete the daily lesson. Note, to do so you will need a suitable device to watch the video.

Literacy

Phonics starter: Visit the school website, choose your phonics set and join in with your phonics lesson.

Task: find the punctuation errors.

Spot the punctuation errors in the text! This is your turn to be the teacher and use your purple pencil to mark in the corrections.

Remember, here you are looking for:

- Capital letters at the beginning of sentences and for names.
- Full stops, question marks or exclamation marks at the end of sentences.

Option 1: Find the punctuation errors and circle them or just write them out if you cannot circle directly onto here. There are **3 missing in the first line** and **1 in the second**.

two friends went to the park One lost their sun hat. Where could it be.

The friends went back over their steps to look for it. the sun hat was there on the pavement!

Option 2: Find the errors and circle them or just write them out if you cannot circle directly onto here. There are **4 in the first sentence** and **3 in the second**.

it was a very busy morning and we were running late. i could smell my toast was burning and dad asked, "what's that smell" Then I shouted, "It's my toast "

tom didn't even notice because he was playing on his iPad. he ate his cereal ages ago

Parent/Carer Guidance:

If possible read these out for your child, it really helps them understand where the missing punctuation should be. You can remind them of what they are looking for in the sentence as per the text highlighted above.

Geography/History

Wales has more castles per head than anywhere else in the world!

Read the comic about a brave Welsh warrior here:

<https://cadw.gov.wales/sites/default/files/2019-05/150723gwenlliancomic-en.pdf>

Then complete the word search to find the names of famous Welsh castles and cities.



beaumaris

caernarfon

cardiff

conwy

harlech

llandudno

pembroke

snowdon

swansea

wrexham

Challenge:

Write a story set in a Welsh castle

or

Create your very own Welsh castle comic book. Follow the link to access a free comic book strip template which can be completed and uploaded using Google Slides. You can then upload this onto Google Classroom for your teacher to see https://docs.google.com/presentation/d/1YV8IR70LYELknUtTc3gcKYhJw9tbHb1_9Mx-pntA2zM/edit?usp=sharing

Wednesday

Maths

Task: Ordering numbers within 50.

Option 1:

On a piece of paper, order these numbers from smallest to greatest.

42	23	15	43	24
----	----	----	----	----

47	45	50	46	40
----	----	----	----	----

13	31	2	30	20
----	----	---	----	----

Now order the following numbers from greatest to smallest.

31	27	50	30	44
----	----	----	----	----

36	55	38	45	40
----	----	----	----	----

14	41	40	4	44
----	----	----	---	----

Option 2:

Complete option 1 and then make your own tables for your adult to complete. Ask them to explain how they know the order of each number i.e. “the smallest number is 7 because it has no tens and only 7 ones and the other numbers all have at least 1 ten”.

Challenge:

Choose 2 numbers from each set and compare them using < (less than), > (more than) or = (equal to). I.e. $3 < 16$. (Teaching video: <https://www.youtube.com/watch?v=rLZbniMGAVA>)

Supplementary provision: We also recommend the government backed Oak Academy maths lessons (<https://www.thenational.academy/online-classroom/year-1#schedule>). Should you be able to, you can complete the daily lesson. Note, to do so you will need a suitable device to watch the video.

Literacy

Phonics starter: Visit the school website, choose your phonics set and join in with your phonics lesson.

Task: Write a shopping list . Think of what you might need from the shops, or what you would like to buy. Don't forget to write neatly and clearly so that it can be read by someone else! Take a look at the example below.

Option 1: Write a neat and clear shopping list (with no less than 8 items). E.g. :

eggs
bananas
pasta

Option 2: Write a neat and clear shopping list (with no less than 15 items). Underneath write 2 full sentences about what you would like to make once your shopping has been done. E.g. :

bread
cheese
tomato
ice-cream

Once mum comes home with the shopping, I would like to make strawberry and white chocolate fairy cakes.

When dad comes back with our shopping I would like to make cheese on toast.

Parent/Carer Guidance: Children should say their sentences aloud before they write them. Remind them to check their work to make sure they've used full stops and capital letters correctly and to check that the sentences make sense. Do not correct all spelling errors if they are phonetically plausible.

History

Discover and research a significant English person (some can be found here <https://www.bbc.co.uk/bitesize/topics/zf49q6f>). Once you have learned about them, complete a factfile:

_____ Fact File

Full Name: _____

Date of Birth: _____

Place of Birth: _____

Famous for: _____

Who were they? _____

Their life: _____

Or draw a portrait of your chosen significant English person and tell your adult all about them and why you chose them. Don't forget to upload a copy to your learning journals!

Thursday

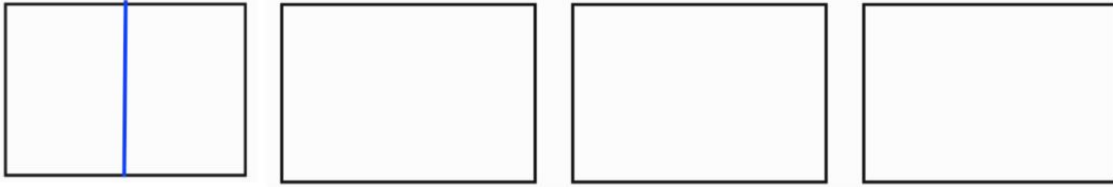
Maths

Task: Split the shapes into halves.

Remember: splitting a shape in half ($\frac{1}{2}$) means it will be split equally into 2 equal parts.

Option 1: Show all the different ways you can split rectangles into halves. The first one has been done for you.

Halves



Option 2: Show all the different ways you can split the rectangles into halves and quarters.

Halves



Quarters



Parent/Carer Guidance: It might be helpful to remind the children that when you are splitting a shape in half it has 2 equal parts. You can ask them if each part is equal in size to help them understand the concept. The same help can be provided for splitting a shape into quarters, it needs to be split into 4 equal parts. Helpful questions are, “*Has the shape been split into four? Are they all equal in size?*”

Supplementary provision: We also recommend the government backed Oak Academy maths lessons (<https://www.thenational.academy/online-classroom/year-1#schedule>). Should you be able to, you can complete the daily lesson. Note, to do so you will need a suitable device to watch the video.

Literacy

Phonics starter: Visit the school website, choose your phonics set and join in with your phonics lesson.

Task: Write short sentences with words that begin with the same sound. It might sound silly but it’s lots of fun!

Alliteration is where two or more words start with the same sound. E.g Ms Cahill might meet Mike.

Option 1: Write 3 short sentences with all words beginning with the same sound. You must have at least 2

words in each sentence that start with the same sound.

Daisy dumps dolls.

Joy jumps.

Bertie bumped Bobby's bouncy ball.

Option 2: Write as many short sentences as you can (at least 8) with all words beginning with the same sound. You must have at least 3 words in each sentence that start with the same sound.

Florence finds fish floundering.

Rita rolls rice round ramps.

Chilly chompers chomp on Chomp bars.

Billy bends blue biros beautifully.

Yoha yawned yesterday.

Parent/Carer Guidance: It might be easier to begin this activity verbally, coming up with ideas together. Once the child is happy with an idea, ask them to write it down using their best cursive handwriting, finger spaces and spelling using their phonics.

Geography

Scottish myths: Loch Ness.

Take a look at this website to discover all about Scotland

<https://www.natgeokids.com/uk/discover/geography/countries/facts-about-scotland/>.

As you can see, Scotland has more than 30,000 lochs (lakes). For thousands of years these lochs have featured in Scottish history and storytelling. Probably the most famous is the myth of the Loch Ness Monster.

Task:

Create a drawing of a mythical Loch creature. Label your picture with exciting adjectives. Think about: how does it look? What does it eat? What does Scottish scenery look like for your background? What features does it share with real animals?

Challenge:

Research the following questions:

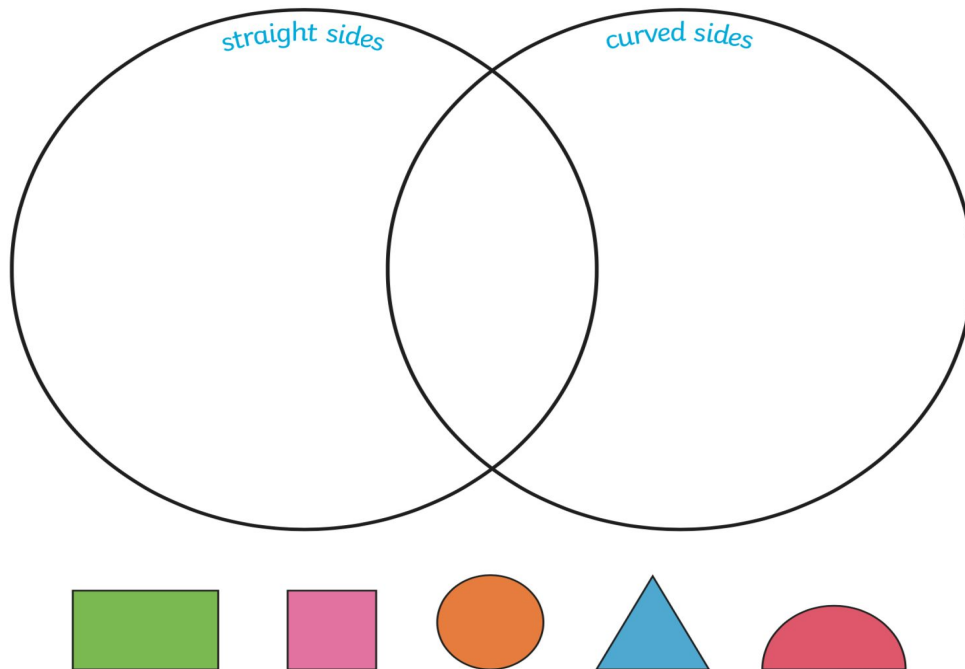
- Which is the biggest lake in the world?
- Which is the deepest lake in the world?
- What sort of creatures actually live in Scotland's lochs?

Friday

Maths

Task: sort the 2D shapes.

Option 1: sort the shapes by drawing them into the correct circle. One circle is labelled straight sides and the other is labelled curved sides. Don't forget some shapes go in the middle of both circles because they have both straight sides and curved sides. Here's another top tip, *sides* means the same as *edges*.



Option 2: sort the shapes by drawing them into the correct circle. Don't forget some shapes go in the middle of both circles because they have both straight sides and curved sides. Underneath your diagram write down how many vertices each shape has. E.g.

A **rectangle** has 4 vertices.

Remember the word **vertices** is a mathematical word for point/corner, we can use the word **vertex** when a shape only has one point/ corner.

Parent/Carer Guidance: You may want to draw the diagram out for your child if you cannot print this.

Supplementary provision: We also recommend the government backed Oak Academy maths lessons (<https://www.thenational.academy/online-classroom/year-1#schedule>). Should you be able to, you can complete the daily lesson. Note, to do so you will need a suitable device to watch the video.

Literacy

Story: Listen to Ms Cahill read Alba The Hundred Year Old Fish by Lara Hawthorn.

Click [here](#) or follow the link to access:

https://www.youtube.com/watch?time_continue=40&v=IGARedOlytl&feature=emb_logo

Write down the answers or discuss with someone at home these questions based on the story. You might want to watch the video again or maybe even pause it when you come across the answers to some of these questions.

1. What did Alba do every year on her birthday?
2. Can you describe some of the things she loved?
3. Why did the coral city change?
4. What was the name of the object that Alba thought was a shell?
5. How did you feel when Alba was stuck in the bottle?
6. What did the girl and Alba have in common?
7. How did the mess on the beach get cleared up?
8. What did Alba take back with her to her home in the water?
9. What does this story tell you about what happens to litter or rubbish on the beach?
10. Why isn't it good to litter?

You might want to draw a picture of Alba in the sea with all the coral and her collection of things.

Task: Story time.

Choose your favourite story to read, it can be to someone at home or even to yourself out loud.

Parent/Carer Guidance: Encourage the children to think out loud about their thoughts before writing anything down. Talking about their answers before they write them is good practise, it helps them in expressing themselves coherently.

PSHE/Religious Education

This month is a holy month for Muslim people all around the world, including some of your classmates! Learn all about it here... <https://www.bbc.co.uk/bitesize/topics/zpdtsbk/articles/zjc2bdm>

As the video mentions, part of Ramadan is to remember the importance of compassion for the poor.

Task:

Either, draw a picture of all the things that you are grateful for (your family, friends, school, food, toys, religion).

or

Imagine you are the King or Queen for a day and it is your job to help the poor people around the world. Discuss with your adult and then write some sentences to describe how you will help reduce global poverty.

Parent/Carer Guidance: This lesson is intended to consolidate learning on the core values of Islam and remind the children about the importance of gratitude and helping others.